

Actflex 925 SFPU

Actech Protective Coatings

Chemwatch Hazard Alert Code: 3

Chemwatch: 5547-93
Version No: 2.1

Issue Date: 12/08/2022
Print Date: 15/08/2022
L.GHS.AUS.EN.E

Safety Data Sheet according to WHS Regulations (Hazardous Chemicals) Amendment 2020 and ADG requirements

SECTION 1 Identification of the substance / mixture and of the company / undertaking

Product Identifier

Product name	Actflex 925 SFPU
Chemical Name	Not Applicable
Synonyms	Not Available
Proper shipping name	ENVIRONMENTALLY HAZARDOUS SUBSTANCE, LIQUID, N.O.S. (contains diisononyl phthalate)
Chemical formula	Not Applicable
Other means of identification	Not Available

Relevant identified uses of the substance or mixture and uses advised against

Relevant identified uses	Waterproofing membrane.
--------------------------	-------------------------

Details of the supplier of the safety data sheet

Registered company name	Actech Protective Coatings
Address	22/872 Canterbury Rd. Roselands NSW 2196 Australia
Telephone	+61 2 8021 3517
Fax	+61 2 8021 3519
Website	www.thewaterproofingshop.com.au
Email	admin@actechpc.com.au

Emergency telephone number

Association / Organisation	Christian Gilto
Emergency telephone numbers	0411 753684 (Mon-Fri 7.30am to 5pm; Sat 8.30am to 12.30pm)
Other emergency telephone numbers	Not Available

SECTION 2 Hazards identification

Classification of the substance or mixture

HAZARDOUS CHEMICAL. DANGEROUS GOODS. According to the WHS Regulations and the ADG Code.

ChemWatch Hazard Ratings

	Min	Max	
Flammability	1	1	
Toxicity	2	2	
Body Contact	3	3	
Reactivity	1	1	
Chronic	2	2	

0 = Minimum
1 = Low
2 = Moderate
3 = High
4 = Extreme

Poisons Schedule	S6
Classification [1]	Skin Corrosion/Irritation Category 2, Sensitisation (Skin) Category 1, Serious Eye Damage/Eye Irritation Category 1, Sensitisation (Respiratory) Category 1, Specific Target Organ Toxicity - Single Exposure (Respiratory Tract Irritation) Category 3, Carcinogenicity Category 2, Reproductive Toxicity Category 2, Specific Target Organ Toxicity - Repeated Exposure Category 2, Hazardous to the Aquatic Environment Acute Hazard Category 1
Legend:	1. Classified by Chemwatch; 2. Classification drawn from HCIS; 3. Classification drawn from Regulation (EU) No 1272/2008 - Annex VI

Label elements

Hazard pictogram(s)	
Signal word	Danger

Hazard statement(s)

H315	Causes skin irritation.
H317	May cause an allergic skin reaction.
H318	Causes serious eye damage.
H334	May cause allergy or asthma symptoms or breathing difficulties if inhaled.
H335	May cause respiratory irritation.
H351	Suspected of causing cancer.
H361fd	Suspected of damaging fertility. Suspected of damaging the unborn child.
H373	May cause damage to organs through prolonged or repeated exposure.
H400	Very toxic to aquatic life.

Precautionary statement(s) Prevention

P201	Obtain special instructions before use.
P260	Do not breathe mist/vapours/spray.
P271	Use only outdoors or in a well-ventilated area.
P280	Wear protective gloves, protective clothing, eye protection and face protection.
P284	[In case of inadequate ventilation] wear respiratory protection.
P273	Avoid release to the environment.
P264	Wash all exposed external body areas thoroughly after handling.
P272	Contaminated work clothing should not be allowed out of the workplace.

Precautionary statement(s) Response

P304+P340	IF INHALED: Remove person to fresh air and keep comfortable for breathing.
P305+P351+P338	IF IN EYES: Rinse cautiously with water for several minutes. Remove contact lenses, if present and easy to do. Continue rinsing.
P308+P313	IF exposed or concerned: Get medical advice/ attention.
P310	Immediately call a POISON CENTER/doctor/physician/first aider.
P342+P311	If experiencing respiratory symptoms: Call a POISON CENTER/doctor/physician/first aider.
P302+P352	IF ON SKIN: Wash with plenty of water and soap.
P333+P313	If skin irritation or rash occurs: Get medical advice/attention.
P362+P364	Take off contaminated clothing and wash it before reuse.
P391	Collect spillage.

Precautionary statement(s) Storage

P405	Store locked up.
P403+P233	Store in a well-ventilated place. Keep container tightly closed.

Precautionary statement(s) Disposal

P501	Dispose of contents/container to authorised hazardous or special waste collection point in accordance with any local regulation.
-------------	--

Not Applicable

SECTION 3 Composition / information on ingredients**Substances**

See section below for composition of Mixtures

Mixtures

CAS No	%[weight]	Name
9016-87-9	30-40	<u>polymeric diphenylmethane diisocyanate</u>
471-34-1	20-40	<u>calcium carbonate</u>
28553-12-0	20-35	<u>diisononyl phthalate</u>
1333-86-4	0-2	<u>carbon black</u>

Legend: 1. Classified by Chemwatch; 2. Classification drawn from HCIS; 3. Classification drawn from Regulation (EU) No 1272/2008 - Annex VI; 4. Classification drawn from C&L; * EU IOELVs available

SECTION 4 First aid measures**Description of first aid measures**

Eye Contact	<p>If this product comes in contact with the eyes:</p> <ul style="list-style-type: none"> ▶ Immediately hold eyelids apart and flush the eye continuously with running water. ▶ Ensure complete irrigation of the eye by keeping eyelids apart and away from eye and moving the eyelids by occasionally lifting the upper and lower lids. ▶ Continue flushing until advised to stop by the Poisons Information Centre or a doctor, or for at least 15 minutes. ▶ Transport to hospital or doctor without delay.
--------------------	---

Continued...

	<ul style="list-style-type: none"> ▶ Removal of contact lenses after an eye injury should only be undertaken by skilled personnel.
Skin Contact	<p>If skin or hair contact occurs:</p> <ul style="list-style-type: none"> ▶ Immediately flush body and clothes with large amounts of water, using safety shower if available. ▶ Quickly remove all contaminated clothing, including footwear. ▶ Wash skin and hair with running water. Continue flushing with water until advised to stop by the Poisons Information Centre. ▶ Transport to hospital, or doctor.
Inhalation	<ul style="list-style-type: none"> ▶ If fumes or combustion products are inhaled remove from contaminated area. ▶ Lay patient down. Keep warm and rested. ▶ Prostheses such as false teeth, which may block airway, should be removed, where possible, prior to initiating first aid procedures. ▶ Apply artificial respiration if not breathing, preferably with a demand valve resuscitator, bag-valve mask device, or pocket mask as trained. Perform CPR if necessary. ▶ Transport to hospital, or doctor, without delay. <p>Following uptake by inhalation, move person to an area free from risk of further exposure. Oxygen or artificial respiration should be administered as needed. Asthmatic-type symptoms may develop and may be immediate or delayed up to several hours. Treatment is essentially symptomatic. A physician should be consulted.</p>
Ingestion	<ul style="list-style-type: none"> ▶ IF SWALLOWED, REFER FOR MEDICAL ATTENTION, WHERE POSSIBLE, WITHOUT DELAY. ▶ For advice, contact a Poisons Information Centre or a doctor. ▶ Urgent hospital treatment is likely to be needed. ▶ In the mean time, qualified first-aid personnel should treat the patient following observation and employing supportive measures as indicated by the patient's condition. ▶ If the services of a medical officer or medical doctor are readily available, the patient should be placed in his/her care and a copy of the SDS should be provided. Further action will be the responsibility of the medical specialist. ▶ If medical attention is not available on the worksite or surroundings send the patient to a hospital together with a copy of the SDS. <p>Where medical attention is not immediately available or where the patient is more than 15 minutes from a hospital or unless instructed otherwise:</p> <ul style="list-style-type: none"> ▶ INDUCE vomiting with fingers down the back of the throat, ONLY IF CONSCIOUS. Lean patient forward or place on left side (head-down position, if possible) to maintain open airway and prevent aspiration. <p>NOTE: Wear a protective glove when inducing vomiting by mechanical means.</p>

Indication of any immediate medical attention and special treatment needed

Treat symptomatically.

For sub-chronic and chronic exposures to isocyanates:

- ▶ This material may be a potent pulmonary sensitiser which causes bronchospasm even in patients without prior airway hyperreactivity.
- ▶ Clinical symptoms of exposure involve mucosal irritation of respiratory and gastrointestinal tracts.
- ▶ Conjunctival irritation, skin inflammation (erythema, pain vesiculation) and gastrointestinal disturbances occur soon after exposure.
- ▶ Pulmonary symptoms include cough, burning, substernal pain and dyspnoea.
- ▶ Some cross-sensitivity occurs between different isocyanates.
- ▶ Noncardiogenic pulmonary oedema and bronchospasm are the most serious consequences of exposure. Markedly symptomatic patients should receive oxygen, ventilatory support and an intravenous line.
- ▶ Treatment for asthma includes inhaled sympathomimetics (epinephrine [adrenalin], terbutaline) and steroids.
- ▶ Activated charcoal (1 g/kg) and a cathartic (sorbitol, magnesium citrate) may be useful for ingestion.
- ▶ Mydriatics, systemic analgesics and topical antibiotics (Sulamyd) may be used for corneal abrasions.
- ▶ There is no effective therapy for sensitised workers.

[Ellenhorn and Barceloux; Medical Toxicology]

NOTE: Isocyanates cause airway restriction in naive individuals with the degree of response dependant on the concentration and duration of exposure. They induce smooth muscle contraction which leads to bronchoconstrictive episodes. Acute changes in lung function, such as decreased FEV1, may not represent sensitivity.

[Karol & Jin, Frontiers in Molecular Toxicology, pp 56-61, 1992]

Personnel who work with isocyanates, isocyanate prepolymers or polyisocyanates should have a pre-placement medical examination and periodic examinations thereafter, including a pulmonary function test. Anyone with a medical history of chronic respiratory disease, asthmatic or bronchial attacks, indications of allergic responses, recurrent eczema or sensitisation conditions of the skin should not handle or work with isocyanates. Anyone who develops chronic respiratory distress when working with isocyanates should be removed from exposure and examined by a physician. Further exposure must be avoided if a sensitivity to isocyanates or polyisocyanates has developed.

SECTION 5 Firefighting measures

Extinguishing media

- ▶ Small quantities of water in contact with hot liquid may react violently with generation of a large volume of rapidly expanding hot sticky semi-solid foam.
- ▶ Presents additional hazard when fire fighting in a confined space.
- ▶ Cooling with flooding quantities of water reduces this risk.
- ▶ Water spray or fog may cause frothing and should be used in large quantities.
- ▶ Foam.
- ▶ Dry chemical powder.
- ▶ BCF (where regulations permit).
- ▶ Carbon dioxide.
- ▶ Water spray or fog - Large fires only.

Special hazards arising from the substrate or mixture

Fire Incompatibility	▶ Avoid contamination with oxidising agents i.e. nitrates, oxidising acids, chlorine bleaches, pool chlorine etc. as ignition may result
-----------------------------	--

Advice for firefighters

Fire Fighting	<ul style="list-style-type: none"> ▶ Alert Fire Brigade and tell them location and nature of hazard. ▶ Wear full body protective clothing with breathing apparatus. ▶ Prevent, by any means available, spillage from entering drains or water course. ▶ Use water delivered as a fine spray to control fire and cool adjacent area. ▶ Avoid spraying water onto liquid pools. ▶ DO NOT approach containers suspected to be hot. ▶ Cool fire exposed containers with water spray from a protected location. ▶ If safe to do so, remove containers from path of fire.
----------------------	--

Fire/Explosion Hazard	<ul style="list-style-type: none"> - Combustible. - Moderate fire hazard when exposed to heat or flame. - When heated to high temperatures decomposes rapidly generating vapour which pressures and may then rupture containers with release of flammable and highly toxic isocyanate vapour. - Burns with acrid black smoke and poisonous fumes. - Due to reaction with water producing CO₂-gas, a hazardous build-up of pressure could result if contaminated containers are re-sealed. - Combustion yields traces of highly toxic hydrogen cyanide HCN, plus toxic nitrogen oxides NO_x and carbon monoxide. <p>Combustion products include:</p> <p>carbon dioxide (CO₂) isocyanates and minor amounts of hydrogen cyanide nitrogen oxides (NO_x) metal oxides other pyrolysis products typical of burning organic material. May emit clouds of acrid smoke Heating calcium carbonate at high temperatures(825 C.) causes decomposition, releases carbon dioxide gas and leaves a residue of alkaline lime When heated at high temperatures many isocyanates decompose rapidly generating a vapour which pressurises containers, possibly to the point of rupture. Release of toxic and/or flammable isocyanate vapours may then occur</p>
HAZCHEM	*3Z

SECTION 6 Accidental release measures

Personal precautions, protective equipment and emergency procedures

See section 8

Environmental precautions

See section 12

Methods and material for containment and cleaning up

Minor Spills	<p>Environmental hazard - contain spillage. Slippery when spilt.</p> <ul style="list-style-type: none"> ▶ Clean up all spills immediately. ▶ Avoid breathing vapours and contact with skin and eyes. ▶ Control personal contact with the substance, by using protective equipment. ▶ Contain and absorb spill with sand, earth, inert material or vermiculite. ▶ Wipe up. ▶ Place in a suitable, labelled container for waste disposal.
Major Spills	<p>Environmental hazard - contain spillage.</p> <ul style="list-style-type: none"> ▶ Liquid Isocyanates and high isocyanate vapour concentrations will penetrate seals on self contained breathing apparatus - SCBA should be used inside encapsulating suit where this exposure may occur. <p>For isocyanate spills of less than 40 litres (2 m²):</p> <ul style="list-style-type: none"> ▶ Evacuate area from everybody not dealing with the emergency, keep them upwind and prevent further access, remove ignition sources and, if inside building, ventilate area as well as possible. ▶ Notify supervision and others as necessary. ▶ Put on personal protective equipment (suitable respiratory protection, face and eye protection, protective suit, gloves and impermeable boots). ▶ Control source of leakage (where applicable). ▶ Dike the spill to prevent spreading and to contain additions of decontaminating solution. ▶ Prevent the material from entering drains. ▶ Estimate spill pool volume or area. ▶ Absorb and decontaminate. - Completely cover the spill with wet sand, wet earth, vermiculite or other similar absorbent. - Add neutraliser (for suitable formulations: see below) to the adsorbent materials (equal to that of estimated spill pool volume). Intensify contact between spill, absorbent and neutraliser by carefully mixing with a rake and allow to react for 15 minutes ▶ Shovel absorbent/decontaminant solution mixture into a steel drum. ▶ Decontaminate surface. - Pour an equal amount of neutraliser solution over contaminated surface. - Scrub area with a stiff bristle brush, using moderate pressure. - Completely cover decontaminant with vermiculite or other similar absorbent. - After 5 minutes, shovel absorbent/decontamination solution mixture into the same steel drum used above. ▶ Monitor for residual isocyanate. If surface is decontaminated, proceed to next step. If contamination persists, repeat decontaminate procedure immediately above ▶ Place loosely covered drum (release of carbon dioxide) outside for at least 72 hours. Label waste-containing drum appropriately. Remove waste materials for incineration. ▶ Decontaminate and remove personal protective equipment. ▶ Return to normal operation. ▶ Conduct accident investigation and consider measures to prevent reoccurrence. <p>Decontamination: Treat isocyanate spills with sufficient amounts of isocyanate decontaminant preparation ("neutralising fluid"). Isocyanates and polyisocyanates are generally not miscible with water. Liquid surfactants are necessary to allow better dispersion of isocyanate and neutralising fluids/preparations. Alkaline neutralisers react faster than water/surfactant mixtures alone. Typically, such a preparation may consist of: Sawdust: 20 parts by weight Kieselguhr 40 parts by weight plus a mixture of {ammonia (s.g. 0.880) 8% v/v non-ionic surfactant 2% v/v water 90% v/v}. Let stand for 24 hours Three commonly used neutralising fluids each exhibit advantages in different situations. Formulation A : liquid surfactant 0.2-2% sodium carbonate 5-10% water to 100% Formulation B liquid surfactant 0.2-2% concentrated ammonia 3-8% water to 100%</p>

Formulation C

ethanol, isopropanol or butanol 50%
concentrated ammonia 5%
water to 100%

After application of any of these formulae, let stand for 24 hours.

Formulation B reacts faster than Formulation A. However, ammonia-based neutralisers should be used only under well-ventilated conditions to avoid overexposure to ammonia or if members of the emergency team wear suitable respiratory protection. Formulation C is especially suitable for cleaning of equipment from unreacted isocyanate and neutralizing under freezing conditions. Regard has to be taken to the flammability of the alcoholic solution.

Slippery when spilt.

- ▶ Avoid contamination with water, alkalies and detergent solutions.
- ▶ Material reacts with water and generates gas, pressurises containers with even drum rupture resulting.
- ▶ **DO NOT reseal container if contamination is suspected.**
- ▶ Open all containers with care.
- ▶ **DO NOT touch the spill material**

Moderate hazard.

- ▶ Clear area of personnel and move upwind.
- ▶ Alert Fire Brigade and tell them location and nature of hazard.
- ▶ Wear breathing apparatus plus protective gloves.
- ▶ Prevent, by any means available, spillage from entering drains or water course.
- ▶ No smoking, naked lights or ignition sources.
- ▶ Increase ventilation.
- ▶ Stop leak if safe to do so.
- ▶ Contain spill with sand, earth or vermiculite.
- ▶ Collect recoverable product into labelled containers for recycling.
- ▶ Absorb remaining product with sand, earth or vermiculite.
- ▶ Collect solid residues and seal in labelled drums for disposal.
- ▶ Wash area and prevent runoff into drains.
- ▶ If contamination of drains or waterways occurs, advise emergency services.

Personal Protective Equipment advice is contained in Section 8 of the SDS.

SECTION 7 Handling and storage**Precautions for safe handling**

Safe handling	<ul style="list-style-type: none"> ▶ DO NOT allow clothing wet with material to stay in contact with skin ▶ Avoid all personal contact, including inhalation. ▶ Wear protective clothing when risk of exposure occurs. ▶ Use in a well-ventilated area. ▶ Prevent concentration in hollows and sumps. ▶ DO NOT enter confined spaces until atmosphere has been checked. ▶ Avoid smoking, naked lights or ignition sources. ▶ Avoid contact with incompatible materials. ▶ When handling, DO NOT eat, drink or smoke. ▶ Keep containers securely sealed when not in use. ▶ Avoid physical damage to containers. ▶ Always wash hands with soap and water after handling. ▶ Work clothes should be laundered separately. ▶ Use good occupational work practice. ▶ Observe manufacturer's storage and handling recommendations contained within this SDS. ▶ Atmosphere should be regularly checked against established exposure standards to ensure safe working conditions.
Other information	<p>Consider storage under inert gas. for commercial quantities of isocyanates:</p> <ul style="list-style-type: none"> - Isocyanates should be stored in adequately banded areas. Nothing else should be kept within the same banding. Pre-polymers need not be segregated. Drums of isocyanates should be stored under cover, out of direct sunlight, protected from rain, protected from physical damage and well away from moisture, acids and alkalies. - Where isocyanates are stored at elevated temperatures to prevent solidifying, adequate controls should be installed to prevent the high temperatures and precautions against fire should be taken. - Where stored in tanks, the more reactive isocyanates should be blanketed with a non-reactive gas such as nitrogen and equipped with absorptive type breather valve (to prevent vapour emissions).. - Transfer systems for isocyanates in bulk storage should be fully enclosed and use pump or vacuum systems. Warning signs, in appropriate languages, should be posted where necessary. - Areas in which polyurethane foam products are stored should be supplied with good general ventilation. Residual amounts of unreacted isocyanate may be present in the finished foam, resulting in hazardous atmospheric concentrations. - Ideal storage temperature range is dependent on the specific polymer due to viscosity and melting point differences between the polymers. Use 25 deg C (77 deg F) to 30 deg C (86 deg F) as a guideline to most liquid isocyanates for optimum storage temperature. If some isocyanates are stored at or below a temperature of 25 deg C (77 deg F), crystallization and settling of the isocyanate may occur. Storage in a cold warehouse can cause crystals to form. These crystals can settle to the bottom of the container. If crystals do form, they can be melted easily with moderate heat. It is suggested that a container the size of a drum be warmed for 16-24 hours at sufficient temperature to melt the crystals. When the crystals are melted, the container should be agitated by rolling or stirring, until the contents are homogenous. Since heated isocyanate will generate vapors more rapidly than product stored at 25 deg C (77 deg F), be sure to follow the precautions under the Personal Protection. <p>Rotate all stock to prevent ageing. Use on FIFO (First In-First Out) basis</p> <ul style="list-style-type: none"> ▶ Store in original containers. ▶ Keep containers securely sealed. ▶ No smoking, naked lights or ignition sources. ▶ Store in a cool, dry, well-ventilated area. ▶ Store away from incompatible materials and foodstuff containers. ▶ Protect containers against physical damage and check regularly for leaks. ▶ Observe manufacturer's storage and handling recommendations contained within this SDS.

Conditions for safe storage, including any incompatibilities

Suitable container	<ul style="list-style-type: none"> ▶ Metal can or drum
---------------------------	---

	<ul style="list-style-type: none"> ▶ Packaging as recommended by manufacturer. ▶ Check all containers are clearly labelled and free from leaks.
Storage incompatibility	<p>Calcium carbonate:</p> <ul style="list-style-type: none"> ▶ is incompatible with acids, ammonium salts, fluorine, germanium, lead diacetate, magnesium, mercurous chloride, silicon, silver nitrate, titanium. <p>Contact with acid generates carbon dioxide gas, which may pressurise and then rupture closed containers</p> <p>Phthalates:</p> <ul style="list-style-type: none"> ▶ react with strong acids, strong oxidisers, permanganates and nitrates ▶ attack some form of plastics <ul style="list-style-type: none"> - Avoid reaction with water, alcohols and detergent solutions. Isocyanates are electrophiles, and as such they are reactive toward a variety of nucleophiles including alcohols, amines, and even water. Upon treatment with an alcohol, an isocyanate forms a urethane linkage. If a di-isocyanate is treated with a compound containing two or more hydroxyl groups, such as a diol or a polyol, polymer chains are formed, which are known as polyurethanes. Reaction between a di-isocyanate and a compound containing two or more amine groups, produces long polymer chains known as polyureas. - Isocyanates and thiocyanates are incompatible with many classes of compounds, reacting exothermically to release toxic gases. Reactions with amines, strong bases, aldehydes, alcohols, alkali metals, ketones, mercaptans, strong oxidisers, hydrides, phenols, and peroxides can cause vigorous releases of heat. Acids and bases initiate polymerisation reactions in these materials. - Isocyanates also can react with themselves. Aliphatic di-isocyanates can form trimers, which are structurally related to cyanuric acid. Isocyanates participate in Diels-Alder reactions, functioning as dienophiles - Isocyanates easily form adducts with carbodiimides, isothiocyanates, ketenes, or with substrates containing activated CC or CN bonds. - Some isocyanates react with water to form amines and liberate carbon dioxide. This reaction may also generate large volumes of foam and heat. Foaming spaces may produce pressure in confined spaces or containers. Gas generation may pressurise drums to the point of rupture. - Do NOT reseal container if contamination is expected - Open all containers with care - Base-catalysed reactions of isocyanates with alcohols should be carried out in inert solvents. Such reactions in the absence of solvents often occur with explosive violence, - Isocyanates will attack and embrittle some plastics and rubbers. - The isocyanate anion is a pseudohalide (syn pseudohalogen) whose chemistry, resembling that of the true halogens, allows it to substitute for halogens in several classes of chemical compounds.. The behavior and chemical properties of the several pseudohalides are identical to that of the true halide ions. <ul style="list-style-type: none"> ▶ Avoid strong acids, acid chlorides, acid anhydrides and chloroformates. ▶ A range of exothermic decomposition energies for isocyanates is given as 20-30 kJ/mol. ▶ The relationship between energy of decomposition and processing hazards has been the subject of discussion; it is suggested that values of energy released per unit of mass, rather than on a molar basis (J/g) be used in the assessment. ▶ For example, in "open vessel processes" (with man-hole size openings, in an industrial setting), substances with exothermic decomposition energies below 500 J/g are unlikely to present a danger, whilst those in "closed vessel processes" (opening is a safety valve or bursting disk) present some danger where the decomposition energy exceeds 150 J/g. <p>BREThERICK: Handbook of Reactive Chemical Hazards, 4th Edition</p>

SECTION 8 Exposure controls / personal protection

Control parameters

Occupational Exposure Limits (OEL)

INGREDIENT DATA

Source	Ingredient	Material name	TWA	STEL	Peak	Notes
Australia Exposure Standards	polymeric diphenylmethane diisocyanate	Isocyanates, all (as-NCO)	0.02 mg/m ³	0.07 mg/m ³	Not Available	Not Available
Australia Exposure Standards	calcium carbonate	Calcium carbonate	10 mg/m ³	Not Available	Not Available	(a) This value is for inhalable dust containing no asbestos and < 1% crystalline silica.
Australia Exposure Standards	carbon black	Carbon black	3 mg/m ³	Not Available	Not Available	Not Available

Emergency Limits

Ingredient	TEEL-1	TEEL-2	TEEL-3
polymeric diphenylmethane diisocyanate	0.15 mg/m ³	3.6 mg/m ³	22 mg/m ³
calcium carbonate	45 mg/m ³	210 mg/m ³	1,300 mg/m ³
carbon black	9 mg/m ³	99 mg/m ³	590 mg/m ³

Ingredient	Original IDLH	Revised IDLH
polymeric diphenylmethane diisocyanate	Not Available	Not Available
calcium carbonate	Not Available	Not Available
diisononyl phthalate	Not Available	Not Available
carbon black	1,750 mg/m ³	Not Available

Occupational Exposure Banding


Ingredient	Occupational Exposure Band Rating	Occupational Exposure Band Limit
diisononyl phthalate	E	≤ 0.1 ppm

Notes: Occupational exposure banding is a process of assigning chemicals into specific categories or bands based on a chemical's potency and the adverse health outcomes associated with exposure. The output of this process is an occupational exposure band (OEB), which corresponds to a range of exposure concentrations that are expected to protect worker health.

MATERIAL DATA

Exposure controls

Appropriate engineering	▶ All processes in which isocyanates are used should be enclosed wherever possible.
--------------------------------	---

<p>controls</p>	<ul style="list-style-type: none"> ▶ Total enclosure, accompanied by good general ventilation, should be used to keep atmospheric concentrations below the relevant exposure standards. ▶ If total enclosure of the process is not feasible, local exhaust ventilation may be necessary. Local exhaust ventilation is essential where lower molecular weight isocyanates (such as TDI or HDI) is used or where isocyanate or polyurethane is sprayed. ▶ Where other isocyanates or pre-polymers are used and aerosol formation cannot occur, local exhaust ventilation may not be necessary if the atmospheric concentration can be kept below the relevant exposure standards. ▶ Where local exhaust ventilation is installed, exhaust vapours should not be vented to the exterior in such a manner as to create a hazard. <p>Engineering controls are used to remove a hazard or place a barrier between the worker and the hazard. Well-designed engineering controls can be highly effective in protecting workers and will typically be independent of worker interactions to provide this high level of protection. The basic types of engineering controls are:</p> <p>Process controls which involve changing the way a job activity or process is done to reduce the risk.</p> <p>Enclosure and/or isolation of emission source which keeps a selected hazard "physically" away from the worker and ventilation that strategically "adds" and "removes" air in the work environment. Ventilation can remove or dilute an air contaminant if designed properly. The design of a ventilation system must match the particular process and chemical or contaminant in use.</p> <p>Employers may need to use multiple types of controls to prevent employee overexposure.</p> <ul style="list-style-type: none"> ▶ Spraying of material or material in admixture with other components must be carried out in conditions conforming to local state regulations (AS/NZS 4114, UNI EN 12215:2010, ANSI/AIHA Z9.3-2007 or national equivalent). ▶ Local exhaust ventilation with full face positive-pressure air supplied breathing apparatus (hood or helmet type) is required. ▶ Spraying should be performed in a spray booth fitted with an effective exhaust system which complies with local environmental legislation. ▶ The spray booth area must be isolated from unprotected personnel whilst spraying is in progress and until all spraying mist has cleared. <p>NOTE: Isocyanate vapours will not be adequately absorbed by organic vapour respirators. Air contaminants generated in the workplace possess varying "escape" velocities which, in turn, determine the "capture velocities" of fresh circulating air required to effectively remove the contaminant.</p> <table border="1" data-bbox="384 689 1489 779"> <thead> <tr> <th>Type of Contaminant:</th> <th>Air Speed:</th> </tr> </thead> <tbody> <tr> <td>direct spray, spray painting in shallow booths, drum filling, conveyer loading, crusher dusts, gas discharge (active generation into zone of rapid air motion)</td> <td>1-2.5 m/s (200-500 f/min.)</td> </tr> </tbody> </table> <p>Within each range the appropriate value depends on:</p> <table border="1" data-bbox="384 815 1114 981"> <thead> <tr> <th>Lower end of the range</th> <th>Upper end of the range</th> </tr> </thead> <tbody> <tr> <td>1: Room air currents minimal or favourable to capture</td> <td>1: Disturbing room air currents</td> </tr> <tr> <td>2: Contaminants of low toxicity or of nuisance value only</td> <td>2: Contaminants of high toxicity</td> </tr> <tr> <td>3: Intermittent, low production.</td> <td>3: High production, heavy use</td> </tr> <tr> <td>4: Large hood or large air mass in motion</td> <td>4: Small hood-local control only</td> </tr> </tbody> </table> <p>Simple theory shows that air velocity falls rapidly with distance away from the opening of a simple extraction pipe. Velocity generally decreases with the square of distance from the extraction point should be adjusted, accordingly, after reference to distance from the contaminating source. The air velocity at the extraction fan, for example, should be a minimum of 4-10 m/s (800-2000 f/min.) for extraction of solvents generated by spraying at a point 2 meters distant from the extraction point. Other mechanical considerations, producing performance deficits within the extraction apparatus, make it essential that theoretical air velocities are multiplied by factors of 10 or more when extraction systems are installed or used.</p>	Type of Contaminant:	Air Speed:	direct spray, spray painting in shallow booths, drum filling, conveyer loading, crusher dusts, gas discharge (active generation into zone of rapid air motion)	1-2.5 m/s (200-500 f/min.)	Lower end of the range	Upper end of the range	1: Room air currents minimal or favourable to capture	1: Disturbing room air currents	2: Contaminants of low toxicity or of nuisance value only	2: Contaminants of high toxicity	3: Intermittent, low production.	3: High production, heavy use	4: Large hood or large air mass in motion	4: Small hood-local control only
Type of Contaminant:	Air Speed:														
direct spray, spray painting in shallow booths, drum filling, conveyer loading, crusher dusts, gas discharge (active generation into zone of rapid air motion)	1-2.5 m/s (200-500 f/min.)														
Lower end of the range	Upper end of the range														
1: Room air currents minimal or favourable to capture	1: Disturbing room air currents														
2: Contaminants of low toxicity or of nuisance value only	2: Contaminants of high toxicity														
3: Intermittent, low production.	3: High production, heavy use														
4: Large hood or large air mass in motion	4: Small hood-local control only														
<p>Personal protection</p>															
<p>Eye and face protection</p>	<ul style="list-style-type: none"> ▶ Safety glasses with side shields. ▶ Chemical goggles. ▶ Contact lenses may pose a special hazard; soft contact lenses may absorb and concentrate irritants. A written policy document, describing the wearing of lenses or restrictions on use, should be created for each workplace or task. This should include a review of lens absorption and adsorption for the class of chemicals in use and an account of injury experience. Medical and first-aid personnel should be trained in their removal and suitable equipment should be readily available. In the event of chemical exposure, begin eye irrigation immediately and remove contact lens as soon as practicable. Lens should be removed at the first signs of eye redness or irritation - lens should be removed in a clean environment only after workers have washed hands thoroughly. [CDC NIOSH Current Intelligence Bulletin 59], [AS/NZS 1336 or national equivalent] 														
<p>Skin protection</p>	<p>See Hand protection below</p>														
<p>Hands/feet protection</p>	<p>NOTE:</p> <ul style="list-style-type: none"> ▶ The material may produce skin sensitisation in predisposed individuals. Care must be taken, when removing gloves and other protective equipment, to avoid all possible skin contact. ▶ Contaminated leather items, such as shoes, belts and watch-bands should be removed and destroyed. <p>The selection of suitable gloves does not only depend on the material, but also on further marks of quality which vary from manufacturer to manufacturer. Where the chemical is a preparation of several substances, the resistance of the glove material can not be calculated in advance and has therefore to be checked prior to the application.</p> <p>The exact break through time for substances has to be obtained from the manufacturer of the protective gloves and has to be observed when making a final choice.</p> <p>Personal hygiene is a key element of effective hand care. Gloves must only be worn on clean hands. After using gloves, hands should be washed and dried thoroughly. Application of a non-perfumed moisturiser is recommended.</p> <p>Suitability and durability of glove type is dependent on usage. Important factors in the selection of gloves include:</p> <ul style="list-style-type: none"> · frequency and duration of contact, · chemical resistance of glove material, · glove thickness and · dexterity <p>Select gloves tested to a relevant standard (e.g. Europe EN 374, US F739, AS/NZS 2161.1 or national equivalent).</p> <ul style="list-style-type: none"> · When prolonged or frequently repeated contact may occur, a glove with a protection class of 5 or higher (breakthrough time greater than 240 minutes according to EN 374, AS/NZS 2161.10.1 or national equivalent) is recommended. · When only brief contact is expected, a glove with a protection class of 3 or higher (breakthrough time greater than 60 minutes according to EN 374, AS/NZS 2161.10.1 or national equivalent) is recommended. · Some glove polymer types are less affected by movement and this should be taken into account when considering gloves for long-term use. · Contaminated gloves should be replaced. <p>As defined in ASTM F-739-96 in any application, gloves are rated as:</p> <ul style="list-style-type: none"> · Excellent when breakthrough time > 480 min · Good when breakthrough time > 20 min · Fair when breakthrough time < 20 min · Poor when glove material degrades <p>For general applications, gloves with a thickness typically greater than 0.35 mm, are recommended.</p>														

	<p>It should be emphasised that glove thickness is not necessarily a good predictor of glove resistance to a specific chemical, as the permeation efficiency of the glove will be dependent on the exact composition of the glove material. Therefore, glove selection should also be based on consideration of the task requirements and knowledge of breakthrough times.</p> <p>Glove thickness may also vary depending on the glove manufacturer, the glove type and the glove model. Therefore, the manufacturers technical data should always be taken into account to ensure selection of the most appropriate glove for the task.</p> <p>Note: Depending on the activity being conducted, gloves of varying thickness may be required for specific tasks. For example:</p> <ul style="list-style-type: none"> · Thinner gloves (down to 0.1 mm or less) may be required where a high degree of manual dexterity is needed. However, these gloves are only likely to give short duration protection and would normally be just for single use applications, then disposed of. · Thicker gloves (up to 3 mm or more) may be required where there is a mechanical (as well as a chemical) risk i.e. where there is abrasion or puncture potential <p>Gloves must only be worn on clean hands. After using gloves, hands should be washed and dried thoroughly. Application of a non-perfumed moisturiser is recommended.</p> <ul style="list-style-type: none"> ▸ Do NOT wear natural rubber (latex gloves). ▸ Isocyanate resistant materials include Teflon, Viton, nitrile rubber and some PVA gloves. ▸ Protective gloves and overalls should be worn as specified in the appropriate national standard. ▸ Contaminated garments should be removed promptly and should not be re-used until they have been decontaminated. ▸ NOTE: Natural rubber, neoprene, PVC can be affected by isocyanates ▸ DO NOT use skin cream unless necessary and then use only minimum amount. ▸ Isocyanate vapour may be absorbed into skin cream and this increases hazard.
Body protection	See Other protection below
Other protection	<p>All employees working with isocyanates must be informed of the hazards from exposure to the contaminant and the precautions necessary to prevent damage to their health. They should be made aware of the need to carry out their work so that as little contamination as possible is produced, and of the importance of the proper use of all safeguards against exposure to themselves and their fellow workers. Adequate training, both in the proper execution of the task and in the use of all associated engineering controls, as well as of any personal protective equipment, is essential.</p> <p>Employees exposed to contamination hazards should be educated in the need for, and proper use of, facilities, clothing and equipment and thereby maintain a high standard of personal cleanliness. Special attention should be given to ensuring that all personnel understand instructions, especially newly recruited employees and those with local-language difficulties, where they are known.</p> <ul style="list-style-type: none"> ▸ Overalls. ▸ P.V.C apron. ▸ Barrier cream. ▸ Skin cleansing cream. ▸ Eye wash unit.

Respiratory protection

Type A-P Filter of sufficient capacity. (AS/NZS 1716 & 1715, EN 143:2000 & 149:2001, ANSI Z88 or national equivalent)

Where the concentration of gas/particulates in the breathing zone, approaches or exceeds the "Exposure Standard" (or ES), respiratory protection is required.

Degree of protection varies with both face-piece and Class of filter; the nature of protection varies with Type of filter.

Required Minimum Protection Factor	Half-Face Respirator	Full-Face Respirator	Powered Air Respirator
up to 10 x ES	A-AUS P2	-	A-PAPR-AUS / Class 1 P2
up to 50 x ES	-	A-AUS / Class 1 P2	-
up to 100 x ES	-	A-2 P2	A-PAPR-2 P2 ^

^ - Full-face

A(All classes) = Organic vapours, B AUS or B1 = Acid gasses, B2 = Acid gas or hydrogen cyanide(HCN), B3 = Acid gas or hydrogen cyanide(HCN), E = Sulfur dioxide(SO₂), G = Agricultural chemicals, K = Ammonia(NH₃), Hg = Mercury, NO = Oxides of nitrogen, MB = Methyl bromide, AX = Low boiling point organic compounds(below 65 degC)

- Cartridge respirators should never be used for emergency ingress or in areas of unknown vapour concentrations or oxygen content.
- The wearer must be warned to leave the contaminated area immediately on detecting any odours through the respirator. The odour may indicate that the mask is not functioning properly, that the vapour concentration is too high, or that the mask is not properly fitted. Because of these limitations, only restricted use of cartridge respirators is considered appropriate.
- Cartridge performance is affected by humidity. Cartridges should be changed after 2 hr of continuous use unless it is determined that the humidity is less than 75%, in which case, cartridges can be used for 4 hr. Used cartridges should be discarded daily, regardless of the length of time used

For spraying or operations which might generate aerosols:

Full face respirator with supplied air.

- In certain circumstances, personal protection of the individual employee is necessary. Personal protective devices should be regarded as being supplementary to substitution and engineering control and should not be used in preference to them as they do nothing to eliminate the hazard.
- However, in some situations, minimising exposure to isocyanates by enclosure and ventilation is not possible, and occupational exposure standards may be exceeded, particularly during on-site mixing of paints, spray-painting, foaming and maintenance of machine and ventilation systems. In these situations, air-line respirators or self-contained breathing apparatus complying with the appropriate national standard must be used.
- **Organic vapour respirators with particulate pre- filters and powered, air-purifying respirators are NOT suitable.**
- Personal protective equipment must be appropriately selected, individually fitted and workers trained in their correct use and maintenance. Personal protective equipment must be regularly checked and maintained to ensure that the worker is being protected.
- Air- line respirators or self-contained breathing apparatus complying with the appropriate national standard should be used during the clean-up of spills and the repair or clean-up of contaminated equipment and similar situations which cause emergency exposures to hazardous atmospheric concentrations of isocyanate.

SECTION 9 Physical and chemical properties

Information on basic physical and chemical properties

Appearance	Grey coloured viscous liquid with light odour; does not mix with water.		
Physical state	Liquid	Relative density (Water = 1)	1.25-1.35
Odour	Not Available	Partition coefficient n-octanol / water	Not Available
Odour threshold	Not Available	Auto-ignition temperature (°C)	Not Available
pH (as supplied)	Not Applicable	Decomposition temperature (°C)	Not Available
Melting point / freezing point (°C)	Not Applicable	Viscosity (cSt)	Not Available

Continued...

Actflex 925 SFPU

Initial boiling point and boiling range (°C)	Not Available	Molecular weight (g/mol)	Not Applicable
Flash point (°C)	>100	Taste	Not Available
Evaporation rate	Not Available	Explosive properties	Not Available
Flammability	Not Applicable	Oxidising properties	Not Available
Upper Explosive Limit (%)	Not Available	Surface Tension (dyn/cm or mN/m)	Not Available
Lower Explosive Limit (%)	Not Available	Volatile Component (%vol)	<1
Vapour pressure (kPa)	0.006 @25C	Gas group	Not Available
Solubility in water	Immiscible	pH as a solution (Not Available%)	Not Applicable
Vapour density (Air = 1)	Not Available	VOC g/L	<0.1

SECTION 10 Stability and reactivity

Reactivity	See section 7
Chemical stability	<ul style="list-style-type: none"> ▶ Presence of elevated temperatures. ▶ Unstable in the presence of incompatible materials. ▶ Product is considered stable. ▶ Hazardous polymerisation will not occur.
Possibility of hazardous reactions	See section 7
Conditions to avoid	See section 7
Incompatible materials	See section 7
Hazardous decomposition products	See section 5

SECTION 11 Toxicological information

Information on toxicological effects

Inhaled	<p>Evidence shows, or practical experience predicts, that the material produces irritation of the respiratory system, in a substantial number of individuals, following inhalation. In contrast to most organs, the lung is able to respond to a chemical insult by first removing or neutralising the irritant and then repairing the damage. The repair process, which initially evolved to protect mammalian lungs from foreign matter and antigens, may however, produce further lung damage resulting in the impairment of gas exchange, the primary function of the lungs. Respiratory tract irritation often results in an inflammatory response involving the recruitment and activation of many cell types, mainly derived from the vascular system.</p> <p>Inhalation of vapours may cause drowsiness and dizziness. This may be accompanied by narcosis, reduced alertness, loss of reflexes, lack of coordination and vertigo.</p> <p>The vapour/mist may be highly irritating to the upper respiratory tract and lungs; the response may be severe enough to produce bronchitis and pulmonary oedema. Possible neurological symptoms arising from isocyanate exposure include headache, insomnia, euphoria, ataxia, anxiety neurosis, depression and paranoia. Gastrointestinal disturbances are characterised by nausea and vomiting. Pulmonary sensitisation may produce asthmatic reactions ranging from minor breathing difficulties to severe allergic attacks; this may occur following a single acute exposure or may develop without warning for several hours after exposure. Sensitized people can react to very low doses, and should not be allowed to work in situations allowing exposure to this material. Continued exposure of sensitised persons may lead to possible long term respiratory impairment.</p> <p>Inhalation hazard is increased at higher temperatures.</p> <p>Inhalation of aerosols (mists, fumes), generated by the material during the course of normal handling, may produce severely toxic effects. Relatively small amounts absorbed from the lungs may prove fatal.</p>
Ingestion	<p>Accidental ingestion of the material may be seriously damaging to the health of the individual; animal experiments indicate that ingestion of less than 40 gram may be fatal.</p> <p>Phthalates (aromatic dicarboxylic acid esters), in general, exhibit low toxicity, partly because of poor absorption but mainly as a result of rapid metabolism in which the esters are saponified to phthalic acid (which is rapidly excreted) and the parent alcohol (which is subsequently metabolised). The pathology of these compounds seems to be related to the released alcohol and its biological effects. The rate of absorption of ingested phthalate esters is influenced by the content of dietary fat. Ingested phthalate esters may to a lesser degree be absorbed as the monoester derivatives or in the case of di(2-ethylhexyl)phthalate, as the diester. Cumulative toxicity of the phthalates has been observed on repeated administration. Both di-n-octyl phthalate and di(2-ethylhexyl)phthalate were found to have 22-28 times greater toxicity (based on LD50s) following repeated administration to animals. The liver has been shown to be the target organ affected by the phthalates. In general phthalates have induced liver enlargement; this increase in liver weight has been attributed to rapid cell division (hyperplasia) along with the detachment of cells (hypertrophy). The increase in liver weight caused by phthalates has been found to reverse to normal or even below normal levels on prolonged exposure.</p> <p>Exposure to phthalates, in general, has been found to be associated with a reduction in circulating cholesterol and serum triglyceride levels which accounted for a reduction in liver steroidogenesis. The phthalates also effect carbohydrate metabolism in the liver producing depleted glycogen electron transport inhibitors following interaction with mitochondria. Testicular atrophy produced in rats during feeding studies depends on the length and structure of the alcohol; in general the lower molecular weight esters produce the more severe effects. The toxicity of phthalic acid isomers decreases in the order o-phthalic acid, isophthalic acid and terephthalic acid. Phthalic acid is not metabolised but is excreted, unchanged, in the urine and faeces. Terephthalic acid appears to potentiate the biological effects of substances such as antibiotics, thiamine and sulfonamides.</p>
Skin Contact	<p>The material produces moderate skin irritation; evidence exists, or practical experience predicts, that the material either</p> <ul style="list-style-type: none"> ▶ produces moderate inflammation of the skin in a substantial number of individuals following direct contact, and/or ▶ produces significant, but moderate, inflammation when applied to the healthy intact skin of animals (for up to four hours), such inflammation being present twenty-four hours or more after the end of the exposure period. <p>Skin irritation may also be present after prolonged or repeated exposure; this may result in a form of contact dermatitis (nonallergic). The dermatitis is often characterised by skin redness (erythema) and swelling (oedema) which may progress to blistering (vesiculation), scaling and thickening of the epidermis. At the microscopic level there may be intercellular oedema of the spongy layer of the skin (spongiosis) and intracellular oedema of the epidermis.</p> <p>Skin contact with the material may damage the health of the individual; systemic effects may result following absorption.</p> <p>Open cuts, abraded or irritated skin should not be exposed to this material</p> <p>Entry into the blood-stream through, for example, cuts, abrasions, puncture wounds or lesions, may produce systemic injury with harmful effects.</p>

	Examine the skin prior to the use of the material and ensure that any external damage is suitably protected.
Eye	When applied to the eye(s) of animals, the material produces severe ocular lesions which are present twenty-four hours or more after instillation.
Chronic	<p>On the basis, primarily, of animal experiments, concern has been expressed that the material may produce carcinogenic or mutagenic effects; in respect of the available information, however, there presently exists inadequate data for making a satisfactory assessment.</p> <p>Long-term exposure to respiratory irritants may result in disease of the airways involving difficult breathing and related systemic problems. Practical evidence shows that inhalation of the material is capable of inducing a sensitisation reaction in a substantial number of individuals at a greater frequency than would be expected from the response of a normal population.</p> <p>Pulmonary sensitisation, resulting in hyperactive airway dysfunction and pulmonary allergy may be accompanied by fatigue, malaise and aching. Significant symptoms of exposure may persist for extended periods, even after exposure ceases. Symptoms can be activated by a variety of nonspecific environmental stimuli such as automobile exhaust, perfumes and passive smoking.</p> <p>Practical experience shows that skin contact with the material is capable either of inducing a sensitisation reaction in a substantial number of individuals, and/or of producing a positive response in experimental animals.</p> <p>Substances that can cause occupational asthma (also known as asthmagens and respiratory sensitisers) can induce a state of specific airway hyper-responsiveness via an immunological, irritant or other mechanism. Once the airways have become hyper-responsive, further exposure to the substance, sometimes even to tiny quantities, may cause respiratory symptoms. These symptoms can range in severity from a runny nose to asthma. Not all workers who are exposed to a sensitiser will become hyper-responsive and it is impossible to identify in advance who are likely to become hyper-responsive.</p> <p>Substances that can cause occupational asthma should be distinguished from substances which may trigger the symptoms of asthma in people with pre-existing air-way hyper-responsiveness. The latter substances are not classified as asthmagens or respiratory sensitisers</p> <p>Wherever it is reasonably practicable, exposure to substances that can cause occupational asthma should be prevented. Where this is not possible the primary aim is to apply adequate standards of control to prevent workers from becoming hyper-responsive.</p> <p>Activities giving rise to short-term peak concentrations should receive particular attention when risk management is being considered. Health surveillance is appropriate for all employees exposed or liable to be exposed to a substance which may cause occupational asthma and there should be appropriate consultation with an occupational health professional over the degree of risk and level of surveillance.</p> <p>Serious damage (clear functional disturbance or morphological change which may have toxicological significance) is likely to be caused by repeated or prolonged exposure. As a rule the material produces, or contains a substance which produces severe lesions. Such damage may become apparent following direct application in subchronic (90 day) toxicity studies or following sub-acute (28 day) or chronic (two-year) toxicity tests.</p> <p>Exposure to the material may cause concerns for human fertility, generally on the basis that results in animal studies provide sufficient evidence to cause a strong suspicion of impaired fertility in the absence of toxic effects, or evidence of impaired fertility occurring at around the same dose levels as other toxic effects, but which are not a secondary non-specific consequence of other toxic effects.</p> <p>Exposure to the material may cause concerns for humans owing to possible developmental toxic effects, generally on the basis that results in appropriate animal studies provide strong suspicion of developmental toxicity in the absence of signs of marked maternal toxicity, or at around the same dose levels as other toxic effects but which are not a secondary non-specific consequence of other toxic effects.</p> <p>Limited evidence suggests that repeated or long-term occupational exposure may produce cumulative health effects involving organs or biochemical systems.</p> <p>Polyisocyanates still contain small amounts of monomeric isocyanate (typically <0.5 parts per weight) and both – the polyisocyanate and the monomer - have toxicological importance. In addition, solvents also contribute to the overall toxicity of these products.</p> <p>Due to the higher molecular weight and the much lower vapor pressure the polyisocyanates exhibit a significantly reduced health hazard as compared to the corresponding monomers. Nevertheless they should only be handled under controlled conditions. They are not or only slightly irritating to the skin and eyes, but might be irritating to the respiratory tract (nose, throat, lung). Polyisocyanates might act as skin sensitisers. On that basis there is clear evidence from sensitive animal models that aliphatic polyisocyanates and prepolymers (HDI-based as well as IPDI-based, for example) may cause skin sensitisation. It is decided to classify all HDI-based and IPDI-based polyisocyanates and prepolymers as skin sensitisers. From animal models, however, there is no evidence that polyisocyanates are sensitising to the respiratory tract. Results from animal tests with repeated aerosol exposures indicate that under these conditions the respiratory tract is the primary target of aliphatic polyisocyanates, other organs are not significantly affected..</p> <p>Available information does not provide evidence that polyisocyanates might either be mutagenic, carcinogenic or toxic to reproduction.</p> <p>Polymers based on isocyanate monomers (polyurethanes) are generally of low concern. However, in the majority of cases it is not possible to conclude from the chemical name of the polymer whether an individual polyurethane is, or is not, of low concern.</p> <p>Finished polyurethane polymers used in the majority of household applications contain no unreacted isocyanate groups. The production of these polymers involves the use of an excess of the hydroxyl group-containing monomer or monomers leading to complete reaction of all of the isocyanate groups.</p> <p>For certain applications, however, similar polymer chemistry can be used with the isocyanate group-containing monomer in excess. This results in the formation of a polyurethane 'pre-polymer', which is intended to be further reacted in its end use. Where the pre-polymer is identified as being 'blocked', it indicates that there are no free isocyanate groups.</p> <p>The polymer contained in this product has a reactive group generally considered to be of high concern (US EPA). There are health concerns for isocyanates on the basis of their skin and respiratory sensitisation properties and other lung effects e.g TDI and MDI). Aromatic isocyanates may be potentially carcinogenic (e.g. TDI and DADI). Frequently new chemical isocyanates are manufactured with a significant excess of isocyanate monomer. Whilst it is generally accepted that polymers with a molecular weight exceeding 1000 are unlikely to pass through biological membranes, oligomers with lower molecular weight and specifically, those with a molecular weight below 500, may. Estimations based on a "highly" dispersed polymer population suggest that a polymer of approximate molecular weight 5000 could contain no more than one reactive group of high concern for it to be regulated as a polymer of low concern (a so-called PLC) Polymers with a molecular weight above 10000 are generally considered to be PLCs because these are not expected to be absorbed by biological systems. The choice of 10000 as a cut-off value is thought to provide a safety factor of 100, regarded as reasonable in light of limited data, duration of studies, dose levels at which effects are seen, and extrapolation from animals to humans.</p> <p>The various phthalates have different uses, chemical structures and toxicity profiles. It is therefore difficult to generalise about the safety of all phthalates as a group. The main health concern associated with some phthalates is that animal studies have shown that high regular doses can affect the reproductive system in developing young, particularly males. While there is no significant risk to the general population, young children may experience higher exposures than the general population if they chew or suck on phthalate-containing toys, or if they ingest phthalates over a long period from other products containing high levels of phthalates.</p> <p>In animal tests, phthalates have been shown to "feminise" male animals, increasing the likelihood of small or undeveloped testes, undescended testicles, and low sperm counts. A 2005 study also linked higher foetal exposure to phthalates through the mother's blood with increased risk of developmental abnormalities in male infants. Higher phthalate levels are also associated with lower testosterone production and reduced sperm count in men.</p> <p>One study suggested that high levels of phthalates may be connected to the current obesity epidemic in children. It was found that obese children show greater exposure to phthalates than non-obese children. It was reported that the obesity risk increases according to the level of the chemical found in the children's bloodstream. In a national cross-section of U.S. men, concentrations of several prevalent phthalate metabolites showed statistically significant correlations with abnormal obesity and insulin resistance. A further study found that people with elevated phthalate levels had roughly twice the risk of developing diabetes compared with those with lower levels. This study also found that phthalates were associated with disrupted insulin production.</p> <p>Much of the current research on effects of phthalate exposure has been focused towards children and men's health, however, women may be at higher risk for potential adverse health effects of phthalates due to increased cosmetic use. According to in vivo and observational studies there is an association between phthalate exposure and endocrine disruption leading to development of breast cancer. This finding may be associated with the demethylation of the oestrogen receptor complex in breast cancer cells.</p> <p>A Russian study describes exposure by workers to mixed phthalates (and other plasticisers) - pain, numbness and spasms in the upper and lower extremities were related to duration of exposures. Symptoms usually developed after the sixth or seventh year of work. Neurological</p>

studies revealed the development of polyneuritis in about 30% of the workers involved in this study. About 30% of the workforce showed depression of the vestibular receptors. Because the study described mixed exposures it is difficult to determine what, if any, unique role was played by the phthalates. Increased incidences of anovulatory reproductive cycles and low oestrogen concentrations were reported among Russian women working with phthalate plasticisers; the abnormal cycles were associated with spontaneous abortion. The specific phthalates implicated, dose levels and other data were not reported. It has been alleged that the phthalates mimic or interfere with sex packaging) and are used as ingredients in paints, inks and adhesives. Their potential for entering the human body is marked. They have been added to a list of chemicals (including alkyl phenolics, polycyclic aromatic hydrocarbons (PAHs), polychlorinated biphenyls (PCBs) and dioxins) which are implicated in reducing sperm counts and fertility in males a phenomenon which has apparently arisen since the mid 1960s. Phthalates are generally considered to be in a class of endocrine disruptors known as "xenoestrogens," for their ability to mimic the effect of oestrogen on the body.

Although the human foetus is "bathed" in naturally occurring oestrogens during pregnancy it is suggested that it has developed a protective mechanism against natural oestrogens but is not safe from synthetic variants. These tend to accumulate in body fats which sets them apart from the natural product. During early pregnancy, fats are broken down and may flood the body with concentrated pollutants

Human phthalate exposure during pregnancy results in decreased anogenital distance among baby boys. Boys born to mothers with the highest levels of phthalates were 7 times more likely to have a shortened anogenital distance.

While anogenital distance is routinely used as a measure of foetal exposure to endocrine disruptors in animals, this parameter is rarely assessed in humans, and its significance is unknown

One study also found that female animals exposed to higher levels of phthalates experienced increased risk of miscarriage, a common symptom of excessive estrogen levels in human women, and stillbirth. Prematurity may also be linked to phthalate exposure.

Another study found a link between exposure to phthalates and increased rates of childhood obesity.

In adult human men, phthalates have been linked to greater waist circumference and higher insulin resistance, a common precursor to type 2 (adult onset) diabetes. They have been linked to thyroid irregularities, asthma, and skin allergies in both sexes. Though the exact mechanism is unclear, studies have linked higher rates of respiratory infections and other symptoms in children living in houses with vinyl floors. One possible explanation is inhalation of dust tainted by phthalates, which are used in cosmetics such as nail polishes and hand creams precisely because of their ability to bind to human tissues.

Animal studies have shown increased risks of certain birth defects (including the genital abnormalities and, in rats, extra ribs) and low birth rates in rats whose mothers were fed higher levels of phthalates.

These effects on foetal development are of particular concern because young women of childbearing age often have higher than average phthalate levels in the body thanks to their use of cosmetics, many of which contain phthalates.

The EU has applied limitations to the use of several phthalates in general food contact applications (packaging and closures) and medical device applications. The USA has introduced regulation of phthalate esters as components of children's toys and childcare articles for children under the age of 12 that could be 'placed in the mouth'.

Endocrine disruptors such as phthalates can be added to the effects of other endocrine disruptors, so even very small amounts can interact with other chemicals to have cumulative, adverse "cocktail effects"

Large amounts of specific phthalates fed to rodents have been shown to damage their liver and testes, and initial rodent studies also indicated hepatocarcinogenicity. Later studies on primates showed that the mechanism is specific to rodents - humans are resistant to the effect. Studies conducted on mice exposed to phthalates in utero did not result in metabolic disorder in adults. However, "At least one phthalate, monoethyhexyl phthalate (MEHP) has been found to interact with all three peroxisome proliferator-activated receptors (PPARs) PPARs are members of the nuclear receptor superfamily involved in lipid and carbohydrate metabolism.

Prenatal exposure to phthalates may affect children's mental, motor and behavioral development during the preschool year.

A 2009 study found that prenatal phthalate exposure was related to low birth weight in infants. Low birth weight is the leading cause of death in children under 5 years of age and increases the risk of cardiovascular and metabolic disease in adulthood. Another study found that women who deliver prematurely have, on average, up to three times the phthalate level in their urine compared to women who carry to term.

Several findings point to a statistically significant correlation between urine phthalate concentrations in children and symptoms of attention deficit hyperactivity disorder (ADHD)

Pure calcium carbonate does not produce pneumoconiosis probably being eliminated from the lungs slowly by solution.

As mined, unsterilised particulates can carry bacteria into the air passages and lungs, producing infection and bronchitis.

High blood concentrations of calcium ion may give rise to vasodilation and depress cardiac function leading to hypotension and syncope. Calcium ions enhance the effects of digitalis on the heart and may precipitate digitalis intoxication. Calcium salts also reduce the absorption of tetracyclines

In neonates calcification of soft-tissue has been observed following therapeutic administration.

Some studies show that large quantities of calcium intake can cause hypercalcemia, which can in turn lead to renal failure. Renal failure can occur within hours or days or, alternatively, settles gradually, evolving over several years until it reaches terminal stages. Similarly, acute renal failure can also develop into chronic forms of the disease.

Hypercalcaemia conditions can be associated with normal or reduced calcium serum levels, as the body tends to maintain a balanced metabolism of the mineral, known as the compensation phase. When there is a slight increase in the concentration of ions in the blood, calcium excretion markedly increases, while intestinal absorption decreases. After kidney damage has set in, a loss of calcium may occur, thereby decreasing the serum concentration.

Serum protein levels may decrease as a result of proteinuria in cases of renal complications. Proteinuria is an indicator of kidney disease and represents an independent risk factor for the progression of such a condition. Increased serum creatinine levels may represent an important parameter, given that kidney diseases are associated with increased serum creatinine levels. When renal pathology occurs, a progressive loss of glomerular filtration begins, resulting in increased plasma creatinine concentrations. During the course of kidney failure, discrete, but constant, increments in plasma creatinine levels occur.

Renal disease with albuminuria may also be the cause of hypoalbuminemia in patients with liver disease. In cases of established liver damage, increased calcium urinary excretion may occur. Therefore, a similar increase may cause the decline in serum calcium levels in the current study. Persons with a history of asthma or other respiratory problems or are known to be sensitised, should not be engaged in any work involving the handling of isocyanates.

The chemistry of reaction of isocyanates, as evidenced by MDI, in biological milieu is such that in the event of a true exposure of small MDI doses to the mouth, reactions will commence at once with biological macromolecules in the buccal region and will continue along the digestive tract prior to reaching the stomach. Reaction products will be a variety of polyureas and macromolecular conjugates with for example mucus, proteins and cell components.

This is corroborated by the results from an MDI inhalation study. Following an inhalation exposure of rats to radiolabelled MDI, 79% of the dose was excreted in faeces. The faecal excretion in these animals was considered entirely due to ingestion of radioactivity from grooming and ingestion of deposited material from the nasopharyngeal region via the mucociliary escalator, i.e. not following systemic absorption. The faecal radioactivity was tentatively identified as mixed molecular weight polyureas derived from MDI. Diamine was not present. Thus, for MDI and diisocyanates in general the oral gavage dosing route is inappropriate for toxicological studies and risk assessment.

It is expected that oral gavage dosing will result in a similar outcome to that produced by TDI or MDI, that is (1) reaction with stomach contents and (2) polymerization to solid polyureas.

- ▶ Reaction with stomach contents is very plausibly described in case reports of accidental ingestion of polymeric MDI based glue in domestic animals. Extensive polymerization and CO₂ liberation resulting in an expansion of the gastric content is described in the stomach, without apparent acute chemical toxicity
- ▶ Polyurea formation in organic and aqueous phases has been described. In this generally accepted chemistry of hydrolysis of an isocyanate the initially produced carbamate decarboxylates to an amine which. The amine, as a reactive intermediate, then reacts very readily with the present isocyanate to produce a solid and inert polyurea. This urea formation acts as a pH buffer in the stomach, thus promoting transformation of the diisocyanate into polyurea, even under the acidic conditions.

At the absorbent tissues in the small intestine, these high molecular reaction products are likely to be of very low bioavailability, which is substantiated by the absence of systemic toxicity in acute oral bioassays with rats at the OECD limit dose (LC50>2 g/kg bw).

The respiratory tract may be regarded as the main entry for systemically available isocyanates as evidenced following MDI exposures.

A detailed summary on urinary, plasma and in vitro metabolite studies is provided below. Taken together, all available studies provide convincing evidence that MDI-protein adduct and MDI-metabolite formation proceeds:

- ▶ via formation of a labile isocyanate glutathione (GSH)-adduct,
- ▶ then transfer to a more stable adduct with larger proteins, and
- ▶ without formation of free MDA. MDA reported as a metabolite is actually formed by analytical workup procedures (strong acid or base hydrolysis) and is not an identified metabolite in urine or blood

A 90-day inhalation study in rats with polymeric MDI (6 hours/day, 5 days/week) produced moderate to severe hyperplastic inflammatory lesions in the nasal cavities and lungs at levels of 8 mg/m³ or greater.

Rats exposed for two years to a respirable aerosol of polymeric MDI exhibited chronic pulmonary irritation at high concentrations. Only at the highest level (6 mg/m³), was there a significant incidence of a benign tumour of the lung (adenoma) and one malignant tumour (adenocarcinoma). There were no lung tumours at 1 mg/m³ and no effects at 0.2 mg/m³. Overall, the tumour incidence, both benign and malignant and the number of animals with the tumours were not different from controls. The increased incidence of lung tumours is associated with prolonged respiratory irritation and the concurrent accumulation of yellow material in the lung, which occurred throughout the study. In the absence of prolonged exposure to high concentrations leading to chronic irritation and lung damage, it is highly unlikely that tumour formation will occur.

Harmful: danger of serious damage to health by prolonged exposure through inhalation, in contact with skin and if swallowed.

Isocyanate vapours/mists are irritating to the upper respiratory tract and lungs; the response may be severe enough to produce bronchitis with wheezing, gasping and severe distress, even sudden loss of consciousness, and pulmonary oedema. Possible neurological symptoms arising from isocyanate exposure include headache, insomnia, euphoria, ataxia, anxiety neurosis, depression and paranoia. Gastrointestinal disturbances are characterised by nausea and vomiting. Pulmonary sensitisation may produce asthmatic reactions ranging from minor breathing difficulties to severe allergic attacks; this may occur following a single acute exposure or may develop without warning after a period of tolerance. A respiratory response may occur following minor skin contact. Skin sensitisation is possible and may result in allergic dermatitis responses including rash, itching, hives and swelling of extremities.

Isocyanate-containing vapours/ mists may cause inflammation of eyes and nasal passages.

Onset of symptoms may be immediate or delayed for several hours after exposure. Sensitised people can react to very low levels of airborne isocyanates. Unprotected or sensitised persons should not be allowed to work in situations allowing exposure to this material.

Actiflex 925 SFPU	TOXICITY	IRRITATION
	Not Available	Not Available
polymeric diphenylmethane diisocyanate	TOXICITY	IRRITATION
	Dermal (rabbit) LD50: >9400 mg/kg ^[2]	Eye (rabbit): 100 mg - mild
	Inhalation(Rat) LC50; 0.49 mg/L4h ^[2]	
	Oral (Rat) LD50; 43000 mg/kg ^[2]	
calcium carbonate	TOXICITY	IRRITATION
	dermal (rat) LD50: >2000 mg/kg ^[1]	Eye (rabbit): 0.75 mg/24h - SEVERE
	Inhalation(Rat) LC50; >3 mg/l4h ^[1]	Eye: no adverse effect observed (not irritating) ^[1]
	Oral (Rat) LD50; >2000 mg/kg ^[1]	Skin (rabbit): 500 mg/24h-moderate Skin: no adverse effect observed (not irritating) ^[1]
diisononyl phthalate	TOXICITY	IRRITATION
	Dermal (rabbit) LD50: >3160 mg/kg ^[2]	Not Available
	Inhalation(Rat) LC50; >4.4 mg/l4h ^[1]	
	Oral (Rat) LD50; >10000 mg/kg ^[2]	
carbon black	TOXICITY	IRRITATION
	Dermal (rabbit) LD50: >3000 mg/kg ^[2]	Eye: no adverse effect observed (not irritating) ^[1]
	Oral (Rat) LD50; >8000 mg/kg ^[1]	Skin: no adverse effect observed (not irritating) ^[1]
Legend:	1. Value obtained from Europe ECHA Registered Substances - Acute toxicity 2.* Value obtained from manufacturer's SDS. Unless otherwise specified data extracted from RTECS - Register of Toxic Effect of chemical Substances	

POLYMERIC DIPHENYLMETHANE DIISOCYANATE	product
	The following information refers to contact allergens as a group and may not be specific to this product.
	Contact allergies quickly manifest themselves as contact eczema, more rarely as urticaria or Quincke's oedema. The pathogenesis of contact eczema involves a cell-mediated (T lymphocytes) immune reaction of the delayed type. Other allergic skin reactions, e.g. contact urticaria, involve antibody-mediated immune reactions. The significance of the contact allergen is not simply determined by its sensitisation potential: the distribution of the substance and the opportunities for contact with it are equally important. A weakly sensitising substance which is widely distributed can be a more important allergen than one with stronger sensitising potential with which few individuals come into contact. From a clinical point of view, substances are noteworthy if they produce an allergic test reaction in more than 1% of the persons tested.
	Allergic reactions which develop in the respiratory passages as bronchial asthma or rhinoconjunctivitis, are mostly the result of reactions of the allergen with specific antibodies of the IgE class and belong in their reaction rates to the manifestation of the immediate type. In addition to the allergen-specific potential for causing respiratory sensitisation, the amount of the allergen, the exposure period and the genetically determined disposition of the exposed person are likely to be decisive. Factors which increase the sensitivity of the mucosa may play a role in predisposing a person to allergy. They may be genetically determined or acquired, for example, during infections or exposure to irritant substances.
	Immunologically the low molecular weight substances become complete allergens in the organism either by binding to peptides or proteins (haptens) or after metabolism (prohaptens).
	Particular attention is drawn to so-called atopic diathesis which is characterised by an increased susceptibility to allergic rhinitis, allergic bronchial asthma and atopic eczema (neurodermatitis) which is associated with increased IgE synthesis.
	Exogenous allergic alveolitis is induced essentially by allergen specific immune-complexes of the IgG type; cell-mediated reactions (T lymphocytes) may be involved. Such allergy is of the delayed type with onset up to four hours following exposure.
	Isocyanate vapours/mists are irritating to the upper respiratory tract and lungs; the response may be severe enough to produce bronchitis with wheezing, gasping and severe distress, even sudden loss of consciousness, and pulmonary oedema. Possible neurological symptoms arising from isocyanate exposure include headache, insomnia, euphoria, ataxia, anxiety neurosis, depression and paranoia. Gastrointestinal

disturbances are characterised by nausea and vomiting. Pulmonary sensitisation may produce asthmatic reactions ranging from minor breathing difficulties to severe allergic attacks; this may occur following a single acute exposure or may develop without warning after a period of tolerance. A respiratory response may occur following minor skin contact. Skin sensitisation is possible and may result in allergic dermatitis responses including rash, itching, hives and swelling of extremities.

Isocyanate-containing vapours/ mists may cause inflammation of eyes and nasal passages.

Onset of symptoms may be immediate or delayed for several hours after exposure. Sensitised people can react to very low levels of airborne isocyanates. Unprotected or sensitised persons should not be allowed to work in situations allowing exposure to this material.

The material may produce moderate eye irritation leading to inflammation. Repeated or prolonged exposure to irritants may produce conjunctivitis.

for diisocyanates:

In general, there appears to be little or no difference between aromatic and aliphatic diisocyanates as toxicants. In addition, there are insufficient data available to make any major distinctions between polymeric (<1000 MW) and monomeric diisocyanates. Based on repeated dose studies in animals by the inhalation route, both aromatic and aliphatic diisocyanates appear to be of high concern for pulmonary toxicity at low exposure levels. Based upon a very limited data set, it appears that diisocyanate prepolymers exhibit the same respiratory tract effects as the monomers in repeated dose studies. There is also evidence that both aromatic and aliphatic diisocyanates are acutely toxic via the inhalation route. Most members of the diisocyanate category have not been tested for carcinogenic potential. Though the aromatic diisocyanates tested positive and the one aliphatic diisocyanate tested negative in one species, it is premature to make any generalizations about the carcinogenic potential of aromatic versus aliphatic diisocyanates. In the absence of more human data, it would be prudent at this time to assume that both aromatic and aliphatic diisocyanates are respiratory sensitizers. Diisocyanates are moderate to strong dermal sensitizers in animal studies. Skin irritation studies performed on rabbits and guinea pigs indicate no difference in the effects of aromatic versus aliphatic diisocyanates.

For monomers, effects on the respiratory tract (lungs and nasal cavities) were observed in animal studies at exposure concentrations of less than 0.005 mg/L. The experimental animal data available on prepolymeric diisocyanates show similar adverse effects at levels that range from 0.002 mg/L to 0.026 mg/L.

There is also evidence that both aromatic and aliphatic diisocyanates are acutely toxic via the inhalation route

Oncogenicity: Most members of the diisocyanate category have not been tested for carcinogenic potential. Commercially available Poly-MDI was tested in a 2-year inhalation study in rats. The tested material contained 47% aromatic 4,4'-methylenediphenyl diisocyanate (MDI) and 53% higher molecular weight oligomers. Interim sacrifices at one year showed that males and females in the highest dose group (6 mg/m³) had treatment related histological changes in the nasal cavity, lungs and mediastinal lymph nodes. The incidence and severity of degeneration and basal cell hyperplasia of the olfactory epithelium and Bowman's gland hyperplasia were increased in males at the mid and high doses and in females at the high dose following the two year exposure period. Pulmonary adenomas were found in 6 males and 2 females, and pulmonary adenocarcinoma in one male in the high dose group. However, aliphatic hexamethylene diisocyanate (HDI) was found not to be carcinogenic in a two year repeated dose study in rats by the inhalation route. HDI has not been tested in mice by the inhalation route.

Though the oral route is not an expected route of exposure to humans, it should be noted that in two year repeated dose studies by the oral route, aromatic toluene diisocyanate (TDI) and 3,3'-dimethoxy-benzidine-4,4'-diisocyanate (dianisidine diisocyanate, DADI) were found to be carcinogenic in rodents. TDI induced a statistically significant increase in the incidence of liver tumors in rats and mice as well as dose-related hemangiosarcomas of the circulatory system and has been classified by the Agency as a B2 carcinogen. DADI was found to be carcinogenic in rats, but not in mice, with a statistically increase in the incidence of pancreatic tumors observed.

Respiratory and Dermal Sensitization: Based on the available toxicity data in animals and epidemiologic studies of humans, aromatic diisocyanates such as TDI and MDI are strong respiratory sensitizers. Aliphatic diisocyanates are generally not active in animal models for respiratory sensitization. However, HDI and possibly isophorone diisocyanate (IPDI), are reported to be associated with respiratory sensitization in humans. Symptoms resulting from occupational exposure to HDI include shortness of breath, increased bronchoconstriction reaction to histamine challenges, asthmatic reactions, wheezing and coughing. Two case reports of human exposure to IPDI by inhalation suggest IPDI is a respiratory sensitizer in humans. In view of the information from case reports in humans, it would be prudent at this time to assume that both aromatic and aliphatic diisocyanates are respiratory sensitizers. Studies in both human and mice using TDI, HDI, MDI and dicyclohexylmethane-4,4'-diisocyanate (HMDI) suggest cross-reactivity with the other diisocyanates, irrespective of whether the challenge compound was an aliphatic or aromatic diisocyanate. Diisocyanates are moderate to strong dermal sensitizers in animal studies. There seems to be little or no difference in the level of reactivity between aromatic and aliphatic diisocyanates.

Dermal Irritation: Skin irritation studies performed on rabbits and guinea pigs indicate no difference in the effects of aromatic versus aliphatic diisocyanates. The level of irritation ranged from slightly to severely irritating to the skin. One chemical, hydrogenated MDI (1,1-methylenbis-4-isocyanatocyclohexane), was found to be corrosive to the skin in guinea pigs.

The substance is classified by IARC as Group 3:

NOT classifiable as to its carcinogenicity to humans.

Evidence of carcinogenicity may be inadequate or limited in animal testing.

CALCIUM CARBONATE

No evidence of carcinogenic properties. No evidence of mutagenic or teratogenic effects.

The material may produce severe irritation to the eye causing pronounced inflammation. Repeated or prolonged exposure to irritants may produce conjunctivitis.

The material may cause skin irritation after prolonged or repeated exposure and may produce a contact dermatitis (nonallergic). This form of dermatitis is often characterised by skin redness (erythema) and swelling the epidermis. Histologically there may be intercellular oedema of the spongy layer (spongiosis) and intracellular oedema of the epidermis.

DIISONONYL PHTHALATE

[Huls] The effects of DINP on fertility-related parameters such as reduced testosterone content and production and altered reproductive organ weights (with or without histopathologies) have been demonstrated in rats. Although quantitatively being less potent, DINP has exhibited adverse effects on the male reproductive system and sexual differentiation during development in a number of rodent studies (e.g. increased nipple retention, testicular pathology and decreased AGD/AGI in male offspring), which are components of the antiandrogenic pattern observed with diethylhexyl phthalate (DEHP) (a known reproductive toxicant). Foetal expression of genes involved in androgen synthesis such as StAR and Cyp11a were also reduced. There was also a report of increased gene expression levels of InsI3 (a foetal Leydig cell product critical for testis descent) that may infer the impaired testicular steroidogenesis following exposure to DINP at high doses (e.g. = 750 mg/kg bw/d). Reduced InsI3 was also reported in numerous studies with DEHP. Considering the chemical composition of DINP, which is represented as mixed phthalates with side-chains made up of 5?10% methylethylhexyl, limited evidence of the toxicological properties of transitional phthalates may be expected at high doses of DINP tested. The reduced pup weight was observed at approximately 100 mg/kg bw/d in both sexes, both in one- and two-generation reproductive studies in rats, in the absence of overt maternal toxicity. The pup weight reduction was also sustained and not considered solely related to low birth weight. In a post-natal toxicity study, reduced pup weight was also reduced at = 250 mg/kg bw/d. Therefore, this adverse effect of DINP is assessed as the most sensitive endpoint on offspring development. Overall, the available human data do not provide sufficient evidence for a causal relationship between exposure to DINP and adverse health effects in humans. There is also insufficient information to examine the mode of action of DINP on male reproductive tract development and sexual function in comparison with transitional phthalates. However, elements of the plausible mode of action for DINP effects on the male reproductive system, offspring growth and sexual differentiation are considered likely to be parallel in rats and humans if the exposure to DINP is high and within a critical window of development. Therefore, the effects observed in animal studies are regarded as relevant to a human risk assessment.

High Molecular Weight Phthalate Esters (HMWPEs) Category as defined by the Phthalate Esters Panel HPV Testing Group (2001) and OECD (2004). The HMWPE group includes chemically similar substances produced from alcohols having backbone carbon lengths of >= 7. Due to their similar chemical structure, category members are generally similar with respect to physicochemical, biological and toxicological properties or display an expected trend. Thus, read-across for toxicity endpoints is an appropriate approach to characterise selected endpoints for members of this category.

In some cases the substances have ester side group constituents that span two subcategories (i.e., transitional and high molecular weight constituents). If the level of C4 to C6 constituents in the substance exceeded 10%, the substance was conservatively placed in the transitional subcategory.

High molecular weight phthalates are used nearly exclusively as plasticisers of PVC.

They are very poorly soluble in water, and have very low vapor pressure. The extant database demonstrates that these substances have few biological effects. A notable exception to this generalisation is that hepatocarcinogenicity has been observed for diisononyl phthalate (DINP). The hepatocarcinogenicity effects of DINP are by a mechanism (peroxisomal proliferation) to which rodents are particularly sensitive. However, it does not appear to be relevant to humans.

The high molecular weight phthalates all demonstrate minimal acute toxicity, are not genotoxic, exhibit some liver and kidney effects at high doses, and are negative for reproductive and developmental effects. Further, the available data indicate that the toxicological activity of these molecules diminishes with increasing molecular weight.

Studies on HMWPEs indicate that they are rapidly metabolised in the gastrointestinal tract to the corresponding monoester, absorbed and excreted primarily in the urine.

Acute toxicity: The available data on phthalates spanning the carbon range from C8-C13 indicate that phthalate esters in the high molecular weight subcategory are not toxic by acute oral and dermal administration; LD50 values of all substances tested exceed the maximum amounts which can be administered to the animals. There are fewer data available on inhalation toxicity; only di-iso-nonyl phthalate (DINP) and di-iso-decyl phthalate (DIDP) have been tested. However, the phthalates in the high molecular weight subcategory have extremely low vapor pressures, and exposure by inhalation at potentially hazardous levels is not anticipated.

Repeat dose toxicity. Several substances ranging from C8-C11 have been tested for repeated dose toxicity in studies ranging from 21 days to two years. Ditridecyl phthalate (CAS 119-06-2) has been studied by the Japan Ministry of Health and Welfare (unpublished report) and data for this substance is used as read-across data for DTDP*. In addition results from repeat dose studies examining DINP (CAS 685 15-48-0) and DIDP (CAS 68515-49-1) are used as read across for the di C9-C11 phthalates (CAS 68515-43-5). The principal effects found are those associated with peroxisomal proliferation, including liver enlargement and induction of peroxisomal enzymes. As shown for example in a comparative study of liver effects, the strongest inducers of peroxisomal proliferation were DEHP, DINP, and DIDP with substances of shorter and longer ester side chains (e.g., 610P*, 711P*, and diundecyl phthalate - DUP) showing less pronounced effects. Thus, it is reasonable to conclude that other members of this subcategory would show effects similar to but not more pronounced than those associated with DINP and DIDP. It should also be noted that the relevance of these findings to human health is, at best, questionable. It has been shown that these effects are mediated through the peroxisome proliferation-activated receptor alpha (PPARα), and that levels of PPARα are much higher in rodents than humans. Thus, one would expect humans to be substantially less responsive than rodents to peroxisome proliferating agents. Empirical evidence supporting this postulation is provided by studies in primates in which repeated administration of DEHP and DINP had no effects on liver, kidney or testicular parameters.

In this regard it should also be noted that kidney enlargement is also commonly observed but normally without any pathological changes. There is a component of the kidney changes which is also PPARα-related. It has also been shown that in male rats, DINP induces an alpha 2u-globulin nephropathy which is male rat- specific but without relevance to humans. Thus, as was true for the liver changes, the relevance of the kidney changes to human health is also questionable

Finally, some of the lower molecular weight phthalates can induce testicular atrophy when administered to juvenile rats at high levels. However, the higher molecular weight phthalates including di-n-octyl phthalate (DnOP), DINP, DIDP, 610P, and 711P do not induce testicular atrophy. Further, the testis was not a target organ for DINP in either marmosets or cynomolgus monkeys. Thus, testicular atrophy is not an effect associated with phthalates in the high molecular weight subcategory

Reproductive toxicity: Reproductive toxicity tests in rats have been carried out with DINP, DIDP a linear C7-C9 phthalate (CAS 68515-41-3), a linear C9-C11 phthalate, and ditridecyl phthalate (Japan Ministry of Health and Welfare, unpublished report). None of these affected fertility or profoundly affected male reproductive development. A slight decrease in offspring viability was reported for both DIDP and ditridecyl phthalate at levels associated with maternal effects. DnOP was tested for effects on fertility in a continuous breeding protocol in mice, and, like the other members of this subcategory, did not reduce fertility. Thus, it can be concluded that the subcategory of high molecular weight phthalates do not affect fertility.

Developmental toxicity: Developmental toxicity tests in rats have been carried out with DINP; DIDP; C7-9 phthalate (CAS 68515-41-3); C9-11 phthalate (CAS 68515-43-5); and ditridecyl phthalate (CAS 119-06-2). None of the substances tested affected litter size, foetal survival or bodyweight, and none produced teratogenic effects. Increased frequencies of developmental variants including dilated renal pelvis, and supernumerary lumbar and cervical ribs were found at levels associated with maternal effects. The toxicological significance of these developmental variants is unclear. DnOP was not teratogenic in mice when tested at very high levels. Thus, it can be concluded that this subcategory of high molecular weight phthalates do not produce profound developmental effects in rodents

Genotoxicity: The majority of the substances in the subcategory of high molecular weight phthalates have been tested for genetic activity in the Salmonella assay, and all were inactive. One large program covering many of these substances was carried out by the National Institute of Environmental Health Sciences. Similarly, a range of substances covering the majority of the carbon numbers in this subcategory were found to be inactive in mouse lymphoma tests

Chromosomal Aberrations. Two representative members of the subcategory of high molecular weight phthalates (DINP and DIDP) have been tested for chromosomal mutation in the mouse micronucleus test, and both were inactive. Ditridecyl phthalate (CAS 119-06-2) induced neither structural chromosomal aberrations nor polyploidy in CHL cells up to the limit concentration of 4.75 mg/ ml, in the absence or presence of an exogenous metabolic activation system (Japan Ministry of Health and Welfare, unpublished report). Further, all of the low molecular weight and transitional phthalates that have been tested were inactive.

*610P - mixed decyl, hexyl and octyl esters (CAS Rn: 68648-93-1)

*711P - C7,C11, branched and linear esters (CAS Rn: 111381-90-9)

* DTDP - di-C11-14, C13 rich ester (CAS 68515-47-9)

The material may produce peroxisome proliferation. Peroxisomes are single, membrane limited, cytoplasmic organelles that are found in the cells of animals, plants, fungi and protozoa. Peroxisome proliferators include certain hypolipidaemic drugs, phthalate ester plasticisers, industrial solvents, herbicides, food flavours, leukotriene D4 antagonists and hormones. Numerous studies in rats and mice have demonstrated the hepatocarcinogenic effects of peroxisome proliferators, and these compounds have been unequivocally established as carcinogens. However it is generally conceded that compounds inducing proliferation in rats and mice have little, if any, effect on human liver except at very high doses or extreme conditions of exposure.

CARBON BLACK

Inhalation (rat) TCLo: 50 mg/m³/6h/90D-I Nil reported No significant acute toxicological data identified in literature search.

WARNING: This substance has been classified by the IARC as Group 2B: Possibly Carcinogenic to Humans.

POLYMERIC DIPHENYLMETHANE DIISOCYANATE & CALCIUM CARBONATE

Asthma-like symptoms may continue for months or even years after exposure to the material ends. This may be due to a non-allergic condition known as reactive airways dysfunction syndrome (RADS) which can occur after exposure to high levels of highly irritating compound. Main criteria for diagnosing RADS include the absence of previous airways disease in a non-atopic individual, with sudden onset of persistent asthma-like symptoms within minutes to hours of a documented exposure to the irritant. Other criteria for diagnosis of RADS include a reversible airflow pattern on lung function tests, moderate to severe bronchial hyperreactivity on methacholine challenge testing, and the lack of minimal lymphocytic inflammation, without eosinophilia. RADS (or asthma) following an irritating inhalation is an infrequent disorder with rates related to the concentration of and duration of exposure to the irritating substance. On the other hand, industrial bronchitis is a disorder that occurs as a result of exposure due to high concentrations of irritating substance (often particles) and is completely reversible after exposure ceases. The disorder is characterized by difficulty breathing, cough and mucus production.

Acute Toxicity	✗	Carcinogenicity	✓
Skin Irritation/Corrosion	✓	Reproductivity	✓
Serious Eye Damage/Irritation	✓	STOT - Single Exposure	✓
Respiratory or Skin sensitisation	✓	STOT - Repeated Exposure	✓
Mutagenicity	✗	Aspiration Hazard	✗

Legend: ✘ – Data either not available or does not fulfil the criteria for classification
✔ – Data available to make classification

SECTION 12 Ecological information

Toxicity

Ingredient	Endpoint	Test Duration (hr)	Species	Value	Source
Actflex 925 SFPU	Not Available	Not Available	Not Available	Not Available	Not Available
polymeric diphenylmethane diisocyanate	Not Available	Not Available	Not Available	Not Available	Not Available
calcium carbonate	NOEC(ECx)	1h	Fish	4-320mg/l	4
	EC50	72h	Algae or other aquatic plants	>14mg/l	2
	LC50	96h	Fish	>165200mg/L	4
diisononyl phthalate	NOEC(ECx)	504h	Crustacea	>0.034mg/l	1
	EC50	72h	Algae or other aquatic plants	>88mg/l	2
	EC50	48h	Crustacea	>0.086mg/l	1
	LC50	96h	Fish	>0.1mg/l	2
	EC50	96h	Algae or other aquatic plants	>2.8mg/l	1
carbon black	EC50	72h	Algae or other aquatic plants	>0.2mg/l	2
	EC50	48h	Crustacea	33.076-41.968mg/l	4
	NOEC(ECx)	24h	Crustacea	3200mg/l	1
	LC50	96h	Fish	>100mg/l	2
Legend:	Extracted from 1. IUCLID Toxicity Data 2. Europe ECHA Registered Substances - Ecotoxicological Information - Aquatic Toxicity 4. US EPA, Ecotox database - Aquatic Toxicity Data 5. ECETOC Aquatic Hazard Assessment Data 6. NITE (Japan) - Bioconcentration Data 7. METI (Japan) - Bioconcentration Data 8. Vendor Data				

Very toxic to aquatic organisms.
DO NOT discharge into sewer or waterways.

Persistence and degradability

Ingredient	Persistence: Water/Soil	Persistence: Air
diisononyl phthalate	HIGH	HIGH

Bioaccumulative potential

Ingredient	Bioaccumulation
diisononyl phthalate	LOW (BCF = 183.8)

Mobility in soil

Ingredient	Mobility
diisononyl phthalate	LOW (KOC = 467200)

SECTION 13 Disposal considerations



Waste treatment methods

Product / Packaging disposal	<ul style="list-style-type: none"> ▶ Containers may still present a chemical hazard/ danger when empty. ▶ Return to supplier for reuse/ recycling if possible. Otherwise: <ul style="list-style-type: none"> ▶ If container can not be cleaned sufficiently well to ensure that residuals do not remain or if the container cannot be used to store the same product, then puncture containers, to prevent re-use, and bury at an authorised landfill. ▶ Where possible retain label warnings and SDS and observe all notices pertaining to the product. ▶ DO NOT allow wash water from cleaning or process equipment to enter drains. ▶ It may be necessary to collect all wash water for treatment before disposal. ▶ In all cases disposal to sewer may be subject to local laws and regulations and these should be considered first. ▶ Where in doubt contact the responsible authority. ▶ DO NOT recycle spilled material. ▶ Consult State Land Waste Management Authority for disposal. ▶ Neutralise spill material carefully and decontaminate empty containers and spill residues with 10% ammonia solution plus detergent or a proprietary decontaminant prior to disposal. ▶ DO NOT seal or stopper drums being decontaminated as CO2 gas is generated and may pressurise containers. ▶ Puncture containers to prevent re-use.
-------------------------------------	---

▸ Bury or incinerate residues at an approved site.

SECTION 14 Transport information

Labels Required

	
Marine Pollutant	
HAZCHEM	*3Z

Land transport (ADG)

UN number	3082	
UN proper shipping name	ENVIRONMENTALLY HAZARDOUS SUBSTANCE, LIQUID, N.O.S. (contains diisononyl phthalate)	
Transport hazard class(es)	Class	9
	Subrisk	Not Applicable
Packing group	III	
Environmental hazard	Environmentally hazardous	
Special precautions for user	Special provisions	274 331 335 375 AU01
	Limited quantity	5 L

Environmentally Hazardous Substances meeting the descriptions of UN 3077 or UN 3082

are not subject to this Code when transported by road or rail in;

(a) packagings;

(b) IBCs; or

(c) any other receptacle not exceeding 500 kg(L).

- Australian Special Provisions (SP AU01) - ADG Code 7th Ed.

Air transport (ICAO-IATA / DGR)

UN number	3082	
UN proper shipping name	Environmentally hazardous substance, liquid, n.o.s. * (contains diisononyl phthalate)	
Transport hazard class(es)	ICAO/IATA Class	9
	ICAO / IATA Subrisk	Not Applicable
	ERG Code	9L
Packing group	III	
Environmental hazard	Environmentally hazardous	
Special precautions for user	Special provisions	A97 A158 A197 A215
	Cargo Only Packing Instructions	964
	Cargo Only Maximum Qty / Pack	450 L
	Passenger and Cargo Packing Instructions	964
	Passenger and Cargo Maximum Qty / Pack	450 L
	Passenger and Cargo Limited Quantity Packing Instructions	Y964
Passenger and Cargo Limited Maximum Qty / Pack	30 kg G	

Sea transport (IMDG-Code / GGVSee)

UN number	3082	
UN proper shipping name	ENVIRONMENTALLY HAZARDOUS SUBSTANCE, LIQUID, N.O.S. (contains diisononyl phthalate)	
Transport hazard class(es)	IMDG Class	9
	IMDG Subrisk	Not Applicable
Packing group	III	
Environmental hazard	Marine Pollutant	
Special precautions for user	EMS Number	F-A, S-F
	Special provisions	274 335 969
	Limited Quantities	5 L

Transport in bulk according to Annex II of MARPOL and the IBC code

Not Applicable

Transport in bulk in accordance with MARPOL Annex V and the IMSBC Code

Product name	Group
polymeric diphenylmethane diisocyanate	Not Available
calcium carbonate	Not Available
diisononyl phthalate	Not Available
carbon black	Not Available

Transport in bulk in accordance with the ICG Code

Product name	Ship Type
polymeric diphenylmethane diisocyanate	Not Available
calcium carbonate	Not Available
diisononyl phthalate	Not Available
carbon black	Not Available

SECTION 15 Regulatory information**Safety, health and environmental regulations / legislation specific for the substance or mixture****polymeric diphenylmethane diisocyanate is found on the following regulatory lists**

Australia Hazardous Chemical Information System (HCIS) - Hazardous Chemicals
Australia Model Work Health and Safety Regulations - Hazardous chemicals (other than lead) requiring health monitoring

Australia Standard for the Uniform Scheduling of Medicines and Poisons (SUSMP) - Schedule 6

Australian Inventory of Industrial Chemicals (AIIC)

International Agency for Research on Cancer (IARC) - Agents Classified by the IARC Monographs

calcium carbonate is found on the following regulatory lists

Australian Inventory of Industrial Chemicals (AIIC)
International Agency for Research on Cancer (IARC) - Agents Classified by the IARC Monographs

International Agency for Research on Cancer (IARC) - Agents Classified by the IARC Monographs - Group 1: Carcinogenic to humans

International WHO List of Proposed Occupational Exposure Limit (OEL) Values for Manufactured Nanomaterials (MNMS)

diisononyl phthalate is found on the following regulatory lists

Australian Inventory of Industrial Chemicals (AIIC)

Chemical Footprint Project - Chemicals of High Concern List

carbon black is found on the following regulatory lists

Australia Hazardous Chemical Information System (HCIS) - Hazardous Chemicals
Australian Inventory of Industrial Chemicals (AIIC)
Chemical Footprint Project - Chemicals of High Concern List
International Agency for Research on Cancer (IARC) - Agents Classified by the IARC Monographs

International Agency for Research on Cancer (IARC) - Agents Classified by the IARC Monographs - Group 1: Carcinogenic to humans

International Agency for Research on Cancer (IARC) - Agents Classified by the IARC Monographs - Group 2B: Possibly carcinogenic to humans

International WHO List of Proposed Occupational Exposure Limit (OEL) Values for Manufactured Nanomaterials (MNMS)

National Inventory Status

National Inventory	Status
Australia - AIIC / Australia Non-Industrial Use	Yes
Canada - DSL	Yes
Canada - NDLS	No (polymeric diphenylmethane diisocyanate; diisononyl phthalate; carbon black)
China - IECSC	Yes
Europe - EINEC / ELINCS / NLP	No (polymeric diphenylmethane diisocyanate)
Japan - ENCS	Yes
Korea - KECI	Yes
New Zealand - NZIoC	Yes
Philippines - PICCS	Yes
USA - TSCA	Yes
Taiwan - TCSI	Yes
Mexico - INSQ	Yes
Vietnam - NCI	Yes
Russia - FBEPH	Yes
Legend:	Yes = All CAS declared ingredients are on the inventory No = One or more of the CAS listed ingredients are not on the inventory. These ingredients may be exempt or will require registration.

SECTION 16 Other information

Revision Date	12/08/2022
---------------	------------

Initial Date	12/08/2022
---------------------	------------

Other information

Classification of the preparation and its individual components has drawn on official and authoritative sources as well as independent review by the Chemwatch Classification committee using available literature references.

The SDS is a Hazard Communication tool and should be used to assist in the Risk Assessment. Many factors determine whether the reported Hazards are Risks in the workplace or other settings. Risks may be determined by reference to Exposures Scenarios. Scale of use, frequency of use and current or available engineering controls must be considered.

Definitions and abbreviations

PC—TWA: Permissible Concentration-Time Weighted Average
PC—STEL: Permissible Concentration-Short Term Exposure Limit
IARC: International Agency for Research on Cancer
ACGIH: American Conference of Governmental Industrial Hygienists
STEL: Short Term Exposure Limit
TEEL: Temporary Emergency Exposure Limit.
IDLH: Immediately Dangerous to Life or Health Concentrations
ES: Exposure Standard
OSF: Odour Safety Factor
NOAEL :No Observed Adverse Effect Level
LOAEL: Lowest Observed Adverse Effect Level
TLV: Threshold Limit Value
LOD: Limit Of Detection
OTV: Odour Threshold Value
BCF: BioConcentration Factors
BEI: Biological Exposure Index
AIC: Australian Inventory of Industrial Chemicals
DSL: Domestic Substances List
NDSL: Non-Domestic Substances List
IECSC: Inventory of Existing Chemical Substance in China
EINECS: European INventory of Existing Commercial chemical Substances
ELINCS: European List of Notified Chemical Substances
NLP: No-Longer Polymers
ENCS: Existing and New Chemical Substances Inventory
KECI: Korea Existing Chemicals Inventory
NZIoC: New Zealand Inventory of Chemicals
PICCS: Philippine Inventory of Chemicals and Chemical Substances
TSCA: Toxic Substances Control Act
TCSI: Taiwan Chemical Substance Inventory
INSQ: Inventario Nacional de Sustancias Químicas
NCI: National Chemical Inventory
FBEPH: Russian Register of Potentially Hazardous Chemical and Biological Substances

This document is copyright.

Apart from any fair dealing for the purposes of private study, research, review or criticism, as permitted under the Copyright Act, no part may be reproduced by any process without written permission from CHEMWATCH.

TEL (+61 3) 9572 4700.